

ONE-POUCH™

SPECIMEN BAG

One-Pouch specimen retrieval bag



**For the specimen retrieval,
It is a simple, easy and efficient solution.**

Specimen Retrieval Bag : Simple and Easy operation

Sunmedix Specimen Bag is designed to reduce the number of laparoscopic holes, and allows the user to remove tissue and debris from the abdominal cavity safely and easily.

One-Pouch disposable specimen retrieval system is intended for use in laparoscopic surgeries by qualified physicians, where removal of tissue or debris from the abdominal cavity is desired.

FEATURES

SPECIMEN RETRIEVAL BAG : Simple and Easy operation

It consists of a bag, cable and handle.

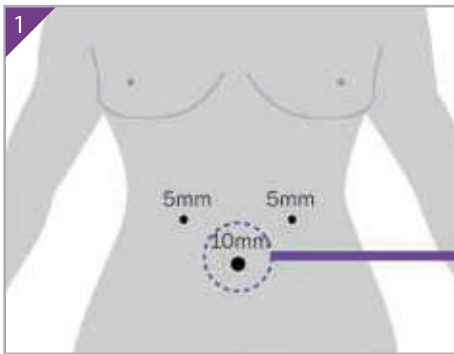
The bag is inserted to the abdominal cavity through the trocar in use, while the handle stays on the outside.

The user will navigate the specimen bag using a laparoscopic grasper.

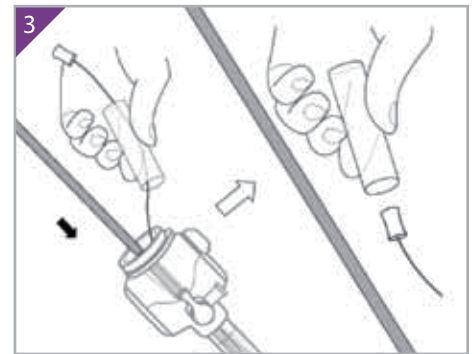
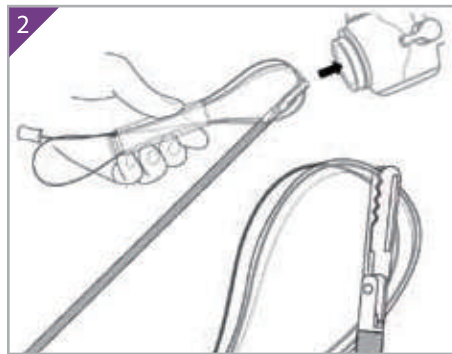
It is optimized for one port system and gynecologic surgery



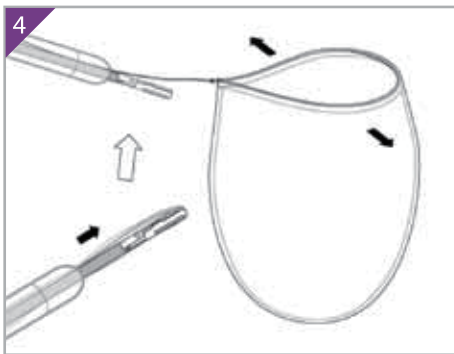
HOW TO USE



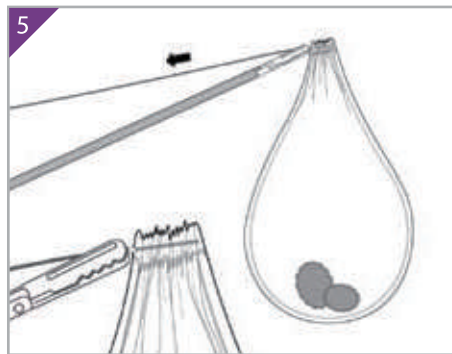
1 While holding the Cover Pipe with a hand, carefully grasp the center of the Specimen bag rim together with Cable using non-traumatic laparoscopic grasper. Insert the Specimen bag through the desired 10mm, 11mm or 12mm trocar cannula.



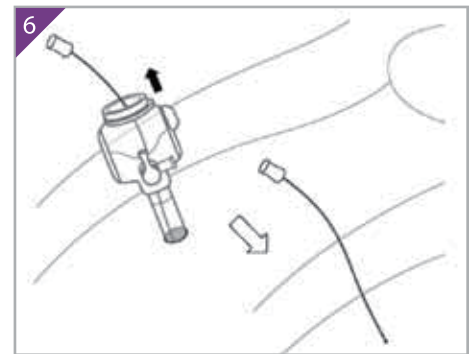
3 Once the bag is inserted to the abdominal cavity, release the bag and remove the laparoscopic grasper.



4 Place the desired specimen in the bag and pull out the handle placed on the outside while securing the bag with grasper to tie it.



5 Remove the trocar cannula backward. Pull out the handle until the mouth of the bag can be visualized through the incision site.



6 Upon completion of laparoscopic procedure, dispose this bag in accordance with local regulation. Refer to the above illustration.

Ordering Information

Ref No.	Description	Carton Q'ty	Remark
OP 350	One-Pouch	100 ea	
OP 500	One-Pouch	100 ea	
OP 700	One-Pouch	100 ea	